

GB Hatchling Snake Starter Kit Assembly Instructions:

1: Build the Terrainium

- Assemble the flat-packed Terrainium following the supplied instructions.

2: Insert the Heat Mat

- Slide the Heat Mat between the two panes of glass at the back of the Terrainium.
- Do not remove the foam insulation from in between the two glass panes. This will help insulate and ensure the heat is directed into the Terrainium.
- Please read the Heat Mat instructions carefully for any additional important information.
- Plug the Heat Mat into the socket of the Mat Stat (Thermostat).

3: Position the Mat Stat Probe

- Place the Mat Stat probe into the vent cable recess. You will need to remove a tab to fit the probe in.
- The probe should be placed towards one side of the Terrainium to create a temperature gradient within the enclosure.

4: Add Substrate

- Cover the bottom of the Terrainium with the substrate.
- Ensure there is only a thin layer of substrate over the position of the heat mat. This helps to avoid excessive heating and keeps the temperature in check.
- Ensure the probe is positioned over the Heat Mat and above the substrate. This will help regulate the surface temperature.

5: Monitor Temperature

- Plug the Mat Stat into the mains power outlet and set the desired temperature using the adjustment knob.
- Use the included thermometer provided in the kit to monitor the temperature inside the Terrainium.
- Fix the thermometer probe next to the Mat Stat probe for an accurate reading.
- You may need to adjust the Mat Stat settings until the desired temperature is reached and maintained.

Note: The products enclosed in the kit may vary based on availability, but the basic setup and instructions should remain the same. Please follow all safety guidelines and read the individual instructions provided for each product for proper usage and care of your Snake.

HabiStat

Hatchling Snake Starter Kit




HSSKI

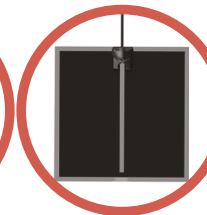
CONTENTS*



Terrainium Oak or Black
61 x 38 x 20cm
(24 x 15 x 8")



Mat Stat 300 Watt



Heat Mat
28 x 28cm
(11 x 11") 12 Watt




Snake Bedding
5 Litres



Plastic Hide




Coconut Cave



Water Bowl



Thermometer



Feeding Tongs

*Contents may vary